

CE 0459

 Anthogyr SAS

2 237, Av. André Lasquin  
74700 Sallanches - France  
Phone : +33(0)4 50 58 02 37  
Fax : +33(0)4 50 93 78 60  
ifu.anthogyr.com

Email : sales@anthogyr.com

**Edition : 2018-11**

**REF. 0630PLA\_NOT\_US**



Medical device complying with European Directive 93/42/EEC.



Attention: The accompanying instructions must be consulted; Danger.



See the precautions for use.



Do not reuse



Not sterile



Sterilization by autoclave without packaging, at the specified temperature



Catalogue reference



Batch number



Do not use if the package is damaged



Store in a dry place with humidity between 30% and 70%



Store away from light



Manufacturer



Manufacturing date



Federal (U.S.) law restricts this device to sale by or on the order of an authorised dentist.



Complies with norms and standards in Russia

GTIN : Global Trade Item Number

## LOCATOR® Attachment System,

### Includes

Specific LOCATOR® Attachments, restorative parts, dental laboratory components, and instruments.

**Important:** This document contains the most current Instructions for Use.

Please read and retain.

### Description

Universal hinge, resilient attachment for endosseous implants Axiom® REG or Axiom® PX.


### Indications

The LOCATOR® Implant Attachment System is designed for use with overdentures or partial dentures, retained in whole or in part, by Axiom® REG or Axiom® PX implants in the mandible or maxilla.

### Contraindications

Not appropriate where a totally rigid connection is required. Use of a single implant with divergence of greater than 20 degrees from vertical is not recommended.

### Caution

 Federal (USA) law restricts this device to sale by or on the order of a licensed dentist.

### Warnings, precautions & directions for use


The LOCATOR® Attachment Systems have not been evaluated for safety and compatibility in the MR environment. The LOCATOR® Attachment Systems have not been tested for heating or migration in the MR environment.

### Single-use devices

The LOCATOR® Attachment Systems are single-use devices. Single-use devices must not be reused, not resterilized (risk of contamination and risk of alteration of functional surfaces)

If re-used, Anthogyr cannot guarantee the functionality or the safety of the product. Anthogyr accepts no responsibility for components re-sterilized by the user.

### Sterilization

 All components and instruments are supplied NON-STERILE.


To clean and sterilise Anthogyr components, please refer to the sterilisation manual (AXIOMR-PX\_NOT\_US).

The nylon males may be sterilized/disinfected using a liquid chemical sterilant. In order to ensure that the nylon males are sterilized/disinfected (all microorganisms including Clostridium sporogenes and Bacillus subtilis spores are eliminated), the

nylon males must be soaked for a minimum of 3 hours in the liquid sterilant at room temperature.

### Prosthetic procedures and technique manual

Using a calibrated torque wrench, tighten the Locator Abutment to 25 N.cm

 **Warning:** Use of higher torque values than recommended above could cause a fracture of the LOCATOR® Abutment and/or implant.

The Technique Manuals for the LOCATOR® Attachment System, are available from the manufacturer or your distributor. These are also available online at [www.zestdent.com](http://www.zestdent.com)

The instructions are not sufficient by themselves for risk-free implantation of Axiom® REG and Axiom® PX' implants. You absolutely must follow the instructions of the surgical manual "Axiom® REG and Axiom® PX user guide". This document is delivered with each surgical kit. It is available at [ifu.anthogyr.com](http://ifu.anthogyr.com) or by simply requesting it from Anthogyr at the contacts above.